

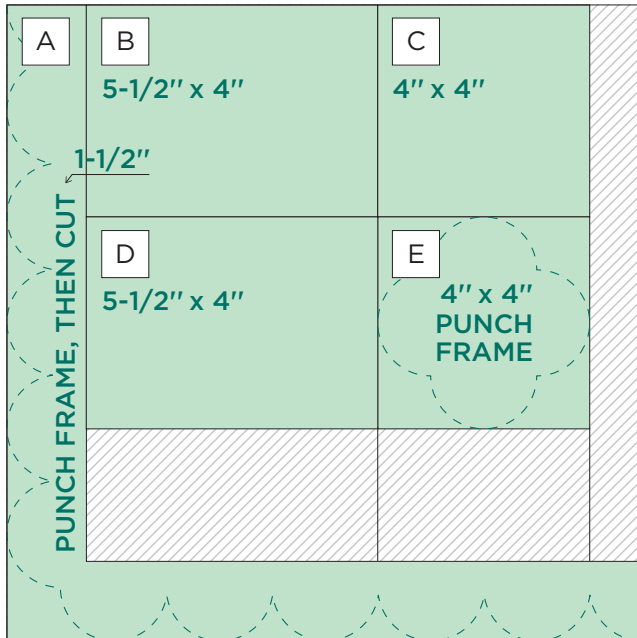
Note: Sketch shown above is meant to correspond with the Cutting Guide. It does NOT represent specific designer papers.

INSTRUCTIONS

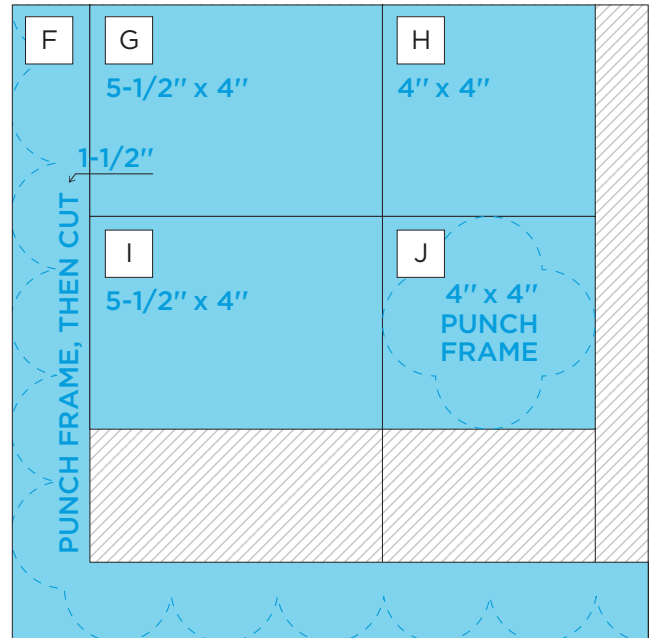
- Use two sheets of designer paper for the base of your spread.
- Using the Geometric Frame Punch, punch pieces A and F from both sheets of cardstock. Punch the corners first by aligning the edge of the paper with the silver marking on the right arm of the punch; punch. Then, rotate the paper and align the edge with the silver marking on the left arm of the punch; punch. From there, slide and align the punched paper as you normally would to complete the border along both edges, creating an “L” shape. Finally, use the 12-inch Trimmer to cut out the punched edges, being careful to stop 1-1/2” from the corner when trimming each side.
- Using the 12-inch Trimmer, finish following Cutting Guides 1, 2 and 3 with designer paper and cardstock.
- Use the Geometric Frame Punch to create pieces E and J. Center each piece in the punch between the silver markings on both arms of the punch; punch, then rotate to the next side. Repeat on all four sides to complete the shape.
- Using the 12-inch Trimmer, align pieces L and N with one long edge at the 45-degree mark and cut off one short corner. Adhere pieces K/L and M/N so that the corners appear mitered.
- Using the Tape Runner, adhere the pieces following the sketch above. Use the Repositionable Tape Runner Refill to adhere the border pieces.
- Adhere photos and journal as desired.
- Optional: Apply stickers and embellishments using Foam Squares to add dimension.

CUTTING GUIDE: Make the following cuts on cardstock and designer paper.

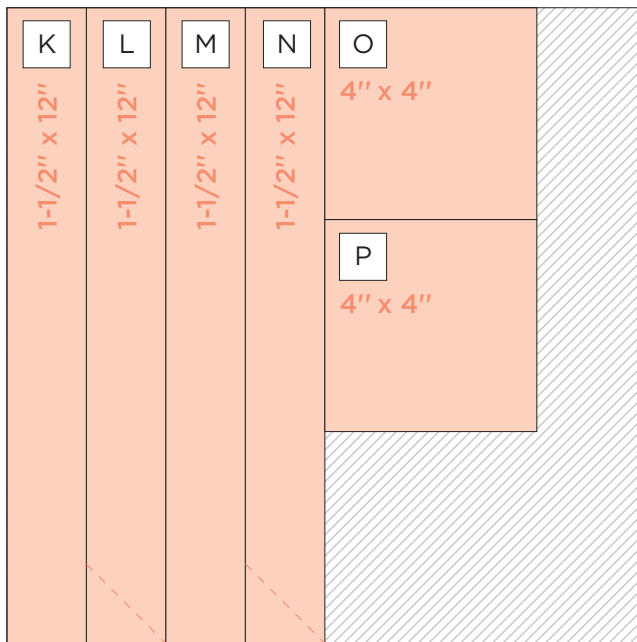
1 Dark Sea Green Cardstock



2 Orange Cardstock



3 Designer Paper



INGREDIENTS

- #657688 12x12 Dark Sea Green Solid Cardstock (x1)
- #655868 12x12 Orange Solid Cardstock (x1)
- #659591 Outta This World Designer Paper (x3)
- #659335 Geometric Frame Punch
- #656818 12-inch Trimmer
- #648420 Tape Runner
- #655443 Repositionable Tape Runner Refill

OPTIONAL ADD-ONS

- #659594 Outta This World Stickers
- #659593 Outta This World Foiled Embellishments
- #655669 Black Dual-Tip Pen
- #642045 Foam Squares

PHOTO SIZES

- (4) 5-1/4" x 3-3/4"
- (3) 3-3/4" x 3-3/4"